

# NCEA IFG: ACRE

School/Parish Name: St. Teresa School  
Diocese Name: Lincoln  
Date of Assessment: 05/19/2017

**St. Teresa School**  
**616 S. 36th St.**  
**Lincoln, NE 68510**

The report summaries are prepared at the  
Educational Testing Service (ETS)  
in cooperation with the National Catholic Educational Association (NCEA).  
Questions regarding interpretation should be directed to  
NCEA at 571-257-0010.

# Level 1 Grade 5 5th

School/Parish Name: St. Teresa School  
Diocese Name: Lincoln  
Date of Assessment: 05/19/2017

The report summaries are prepared at the  
Educational Testing Service (ETS)  
in cooperation with the National Catholic Educational Association (NCEA).  
Questions regarding interpretation should be directed to  
NCEA at 571-257-0010.

# Part I: Faith Knowledge

The report summaries are prepared at the  
Educational Testing Service (ETS)  
in cooperation with the National Catholic Educational Association (NCEA).  
Questions regarding interpretation should be directed to  
NCEA at 571-257-0010.













# NCEA IFG: ACRE

## PART I TOTAL SCORE, STANDARDS CLASSIFICATION AND DOMAIN SUMMARY

All Students

School/Parish Name: St. Teresa School  
 Diocese Name: Lincoln  
 No. of Students: 25

Grade: 5 (5th)  
 Date of Assessment: 05/19/2017

TOTAL ASSESSMENT	AVERAGE	CLASSIFICATION	PERCENTAGE OF STUDENTS
<b>Part 1: Faith Knowledge</b> # Items: 51	Group Avg: 83.8%	Advanced	 52.0%
		Proficient	 36.0%
		Needs Improvement	 12.0%
	Nat'l Avg*: 69.4%	Advanced	 11.3%
	Proficient	 49.3%	
	Needs Improvement	 39.4%	
Parish Nat'l Avg*: 58.3%	Advanced	 3.0%	
	Proficient	 27.1%	
	Needs Improvement	 69.9%	
School Nat'l Avg*: 71.6%	Advanced	 13.0%	
	Proficient	 53.7%	
	Needs Improvement	 33.3%	

DOMAIN	AVERAGES			
1 Knowledge of the Faith	Group Average:	13.5/16 = 84.2%	Parish Nat'l Avg*:	9.8/16 = 61%
	Nat'l Average*:	11.4/16 = 71%	School Nat'l Avg*:	11.8/16 = 73%
2 Liturgical Life	Group Average:	7.7/9 = 85.8%	Parish Nat'l Avg*:	4.8/9 = 54%
	Nat'l Average*:	6.2/9 = 68%	School Nat'l Avg*:	6.4/9 = 71%
3 Moral Formation	Group Average:	6.2/7 = 88.6%	Parish Nat'l Avg*:	5.0/7 = 71%
	Nat'l Average*:	5.5/7 = 78%	School Nat'l Avg*:	5.6/7 = 80%
4 Prayer	Group Average:	7.4/9 = 81.8%	Parish Nat'l Avg*:	4.8/9 = 53%
	Nat'l Average*:	5.9/9 = 65%	School Nat'l Avg*:	6.1/9 = 67%
5 Communal Life	Group Average:	4.4/6 = 74.0%	Parish Nat'l Avg*:	3.7/6 = 61%
	Nat'l Average*:	4.3/6 = 72%	School Nat'l Avg*:	4.4/6 = 74%
6 Missionary Spirit	Group Average:	3.5/4 = 88.0%	Parish Nat'l Avg*:	1.6/4 = 41%
	Nat'l Average*:	2.2/4 = 54%	School Nat'l Avg*:	2.3/4 = 57%

\* The national statistics are the performance for year 2014-2015.

# NCEA IFG: ACRE

## PART I TOTAL SCORE, STANDARDS CLASSIFICATION AND DOMAIN SUMMARY

Catholic Students

School/Parish Name: St. Teresa School  
 Diocese Name: Lincoln  
 No. of Students: 23

Grade: 5 (5th)  
 Date of Assessment: 05/19/2017

TOTAL ASSESSMENT	AVERAGE	CLASSIFICATION	PERCENTAGE OF STUDENTS
<b>Part 1: Faith Knowledge</b> # Items: 51	Group Avg: 85.9%	Advanced	56.5%
		Proficient	39.1%
	Needs Improvement	4.3%	
	Nat'l Avg*: 70.1%	Advanced	11.8%
Proficient		50.5%	
Needs Improvement		37.7%	
Parish Nat'l Avg*: 58.4%	Advanced	3.0%	
	Proficient	27.4%	
	Needs Improvement	69.6%	
School Nat'l Avg*: 72.6%	Advanced	13.8%	
	Proficient	55.5%	
	Needs Improvement	30.7%	

DOMAIN	AVERAGES			
1 Knowledge of the Faith	Group Average:	13.9/16 = 86.7%	Parish Nat'l Avg*:	9.8/16 = 61%
	Nat'l Average*:	11.5/16 = 72%	School Nat'l Avg*:	11.9/16 = 74%
2 Liturgical Life	Group Average:	7.9/9 = 87.9%	Parish Nat'l Avg*:	4.9/9 = 54%
	Nat'l Average*:	6.3/9 = 70%	School Nat'l Avg*:	6.6/9 = 73%
3 Moral Formation	Group Average:	6.3/7 = 90.1%	Parish Nat'l Avg*:	5.0/7 = 71%
	Nat'l Average*:	5.5/7 = 79%	School Nat'l Avg*:	5.6/7 = 80%
4 Prayer	Group Average:	7.5/9 = 83.6%	Parish Nat'l Avg*:	4.8/9 = 53%
	Nat'l Average*:	5.9/9 = 66%	School Nat'l Avg*:	6.2/9 = 69%
5 Communal Life	Group Average:	4.6/6 = 76.1%	Parish Nat'l Avg*:	3.7/6 = 62%
	Nat'l Average*:	4.3/6 = 72%	School Nat'l Avg*:	4.5/6 = 75%
6 Missionary Spirit	Group Average:	3.7/4 = 91.3%	Parish Nat'l Avg*:	1.6/4 = 41%
	Nat'l Average*:	2.2/4 = 55%	School Nat'l Avg*:	2.3/4 = 58%

\* The national statistics are the performance for year 2014-2015.













# NCEA IFG: ACRE

## PART I TOTAL SCORE, STANDARDS CLASSIFICATION AND DOMAIN SUMMARY

Returning Students

School/Parish Name: St. Teresa School  
 Diocese Name: Lincoln  
 No. of Students: 23

Grade: 5 (5th)  
 Date of Assessment: 05/19/2017

TOTAL ASSESSMENT	AVERAGE	CLASSIFICATION	PERCENTAGE OF STUDENTS
<b>Part 1: Faith Knowledge</b> # Items: 51	Group Avg: 85.9%	Advanced	 56.5%
		Proficient	 39.1%
		Needs Improvement	 4.3%
	Nat'l Avg*: 70.2%	Advanced	 11.9%
Proficient		 51.0%	
Needs Improvement		 37.1%	
Parish Nat'l Avg*: 58.7%	Advanced	 3.1%	
	Proficient	 27.8%	
	Needs Improvement	 69.1%	
School Nat'l Avg*: 72.5%	Advanced	 13.6%	
	Proficient	 55.6%	
	Needs Improvement	 30.8%	

DOMAIN	AVERAGES			
1 Knowledge of the Faith	Group Average:	13.9/16 = 86.7%	Parish Nat'l Avg*:	9.9/16 = 62%
	Nat'l Average*:	11.6/16 = 72%	School Nat'l Avg*:	11.9/16 = 74%
2 Liturgical Life	Group Average:	7.9/9 = 87.9%	Parish Nat'l Avg*:	4.9/9 = 54%
	Nat'l Average*:	6.3/9 = 70%	School Nat'l Avg*:	6.5/9 = 73%
3 Moral Formation	Group Average:	6.3/7 = 90.1%	Parish Nat'l Avg*:	5.0/7 = 71%
	Nat'l Average*:	5.5/7 = 79%	School Nat'l Avg*:	5.6/7 = 80%
4 Prayer	Group Average:	7.5/9 = 83.6%	Parish Nat'l Avg*:	4.8/9 = 54%
	Nat'l Average*:	5.9/9 = 66%	School Nat'l Avg*:	6.1/9 = 68%
5 Communal Life	Group Average:	4.6/6 = 76.1%	Parish Nat'l Avg*:	3.7/6 = 62%
	Nat'l Average*:	4.4/6 = 73%	School Nat'l Avg*:	4.5/6 = 75%
6 Missionary Spirit	Group Average:	3.7/4 = 91.3%	Parish Nat'l Avg*:	1.6/4 = 41%
	Nat'l Average*:	2.2/4 = 55%	School Nat'l Avg*:	2.3/4 = 58%

\* The national statistics are the performance for year 2014-2015.

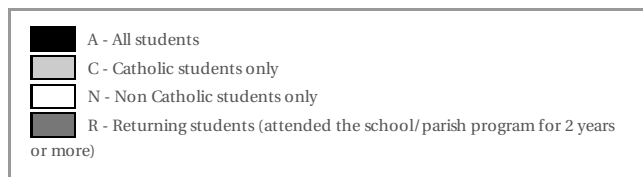
# NCEA IFG: ACRE

## PART I FAITH KNOWLEDGE ITEMS BY DOMAINS

School/Parish Name: St. Teresa School  
 City: Lincoln  
 Diocese Name: Lincoln  
 Date of Assessment: 05/19/2017  
 Grade: 5 (5th)  
 Total Students: 25 Non Catholic Students: 2  
 Catholic Students: 23 Returning Students: 23

### DOMAIN 1 KNOWLEDGE OF THE FAITH

Item #	Item Description	Selected Response					Percent of Correct Responses		
		A	B	C	D	Omit	A	C	R
1	Jesus is true God and true man	A - 100%*	0%	0%	0%	0%	100%	100%	100%
22	Meaning of the Trinity	A - 0%	0%	100%*	0%	0%	100%	100%	100%
28	Parable of the Prodigal Son	A - 0%	100%*	0%	0%	0%	100%	100%	100%
41	Serving our brothers and sisters is serving Jesus	A - 0%	92%*	4%	4%	0%	92%	96%	96%
7	Meaning of the Resurrection	A - 16%	84%*	0%	0%	0%	84%	91%	91%
34	Identify the good Samaritan	A - 4%	0%	12%	84%*	0%	84%	91%	91%
45	Jesus came to offer salvation to everyone	A - 0%	4%	4%	92%*	0%	92%	91%	91%
48	Covenant signified by rainbow	A - 84%*	12%	0%	4%	0%	84%	91%	91%



\* Note: Within each domain, items are ordered from strongest to poorest performance for your Catholic students. The correct answer is marked by an asterisk.

\*\* When there are fewer than 6 students in a category, no summary is reported for that group.

# NCEA IFG: ACRE

## PART I FAITH KNOWLEDGE ITEMS BY DOMAINS (Continued)

School/Parish Name: St. Teresa School  
 City: Lincoln  
 Diocese Name: Lincoln  
 Date of Assessment: 05/19/2017  
 Grade: 5 (5th)  
 Total Students: 25 Non Catholic Students: 2  
 Catholic Students: 23 Returning Students: 23

### DOMAIN 1 KNOWLEDGE OF THE FAITH

Item #	Item Description	Selected Response					Percent of Correct Responses	
		A	B	C	D	Omit		
20	Books of the Bible about Jesus' life and works	A - 0%	4%	8%	88%*	0%		A - 88%
		C - 0%	4%	9%	87%	0%		C - 87%
		R - 0%	4%	9%	87%	0%		R - 87%
21	Meaning of the Immaculate Conception	A - 84%*	0%	16%	0%	0%		A - 84%
		C - 87%	0%	13%	0%	0%		C - 87%
		R - 87%	0%	13%	0%	0%		R - 87%
44	Book of the bible containing creation stories	A - 12%	8%	0%	80%*	0%		A - 80%
		C - 9%	4%	0%	87%	0%		C - 87%
		R - 9%	4%	0%	87%	0%		R - 87%
38	Identify covenant	A - 12%	80%*	8%	0%	0%		A - 80%
		C - 9%	83%	9%	0%	0%		C - 83%
		R - 9%	83%	9%	0%	0%		R - 83%
36	Meaning of the Assumption	A - 4%	16%	4%	76%*	0%		A - 76%
		C - 0%	17%	4%	78%	0%		C - 78%
		R - 0%	17%	4%	78%	0%		R - 78%
50	Term God becoming man	A - 12%	20%	0%	68%*	0%		A - 68%
		C - 9%	17%	0%	74%	0%		C - 74%
		R - 9%	17%	0%	74%	0%		R - 74%
31	Presence of the Holy Spirit	A - 4%	20%	4%	72%*	0%		A - 72%
		C - 4%	22%	4%	70%	0%		C - 70%
		R - 4%	22%	4%	70%	0%		R - 70%
15	Identify the four evangelists	A - 64%*	4%	12%	20%	0%		A - 64%
		C - 61%	4%	13%	22%	0%		C - 61%
		R - 61%	4%	13%	22%	0%		R - 61%

	A - All students
	C - Catholic students only
	N - Non Catholic students only
	R - Returning students (attended the school/parish program for 2 years or more)

\* Note: Within each domain, items are ordered from strongest to poorest performance for your Catholic students. The correct answer is marked by an asterisk.

\*\* When there are fewer than 6 students in a category, no summary is reported for that group.



# NCEA IFG: ACRE

## PART I FAITH KNOWLEDGE ITEMS BY DOMAINS

School/Parish Name: St. Teresa School  
 City: Lincoln  
 Diocese Name: Lincoln  
 Date of Assessment: 05/19/2017  
 Grade: 5 (5th)  
 Total Students: 25 Non Catholic Students: 2  
 Catholic Students: 23 Returning Students: 23

### DOMAIN 2 LITURGICAL LIFE

Item #	Item Description	Selected Response					Percent of Correct Responses		
		A	B	C	D	Omit	A	C	R
5	What Christians celebrate on Easter	A - 0%	0%	4%	96%*	0%		A - 96%	
		C - 0%	0%	4%	96%	0%	C - 96%		
		R - 0%	0%	4%	96%	0%	R - 96%		
17	Liturgical symbol at Confirmation	A - 4%	0%	92%*	4%	0%		A - 92%	
		C - 4%	0%	96%	0%	0%	C - 96%		
		R - 4%	0%	96%	0%	0%	R - 96%		
19	Meaning of Holy Orders	A - 0%	96%*	4%	0%	0%		A - 96%	
		C - 0%	96%	4%	0%	0%	C - 96%		
		R - 0%	96%	4%	0%	0%	R - 96%		
33	Definition of Sacrament of Penance	A - 92%*	0%	8%	0%	0%		A - 92%	
		C - 96%	0%	4%	0%	0%	C - 96%		
		R - 96%	0%	4%	0%	0%	R - 96%		
13	Event celebrated on Pentecost Sunday	A - 8%	0%	12%	80%*	0%		A - 80%	
		C - 4%	0%	9%	87%	0%	C - 87%		
		R - 4%	0%	9%	87%	0%	R - 87%		
10	Feast for which Advent prepares the faithful	A - 12%	4%	80%*	0%	0%		A - 80%	
		C - 9%	4%	83%	0%	0%	C - 83%		
		R - 9%	4%	83%	0%	0%	R - 83%		
30	Part of the Mass with reading from the Old Testament	A - 76%*	24%	0%	0%	0%		A - 76%	
		C - 83%	17%	0%	0%	0%	C - 83%		
		R - 83%	17%	0%	0%	0%	R - 83%		
9	Identify liturgical color	A - 0%	8%	8%	80%*	0%		A - 80%	
		C - 0%	9%	9%	78%	0%	C - 78%		
		R - 0%	9%	9%	78%	0%	R - 78%		

	A - All students
	C - Catholic students only
	N - Non Catholic students only
	R - Returning students (attended the school/parish program for 2 years or more)

\* Note: Within each domain, items are ordered from strongest to poorest performance for your Catholic students. The correct answer is marked by an asterisk.




\*\* When there are fewer than 6 students in a category, no summary is reported for that group.





# NCEA IFG: ACRE

## PART I FAITH KNOWLEDGE ITEMS BY DOMAINS (Continued)

School/Parish Name: St. Teresa School  
 City: Lincoln  
 Diocese Name: Lincoln  
 Date of Assessment: 05/19/2017  
 Grade: 5 (5th)  
 Total Students: 25 Non Catholic Students: 2  
 Catholic Students: 23 Returning Students: 23

### DOMAIN 2 LITURGICAL LIFE

Item #	Item Description	Selected Response					Percent of Correct Responses	
		A	B	C	D	Omit		
40	Identify sacraments of initiation	A - 80%*	4%	4%	12%	0%		A - 80%
		C - 78%	4%	4%	13%	0%		C - 78%
		R - 78%	4%	4%	13%	0%		R - 78%

	A - All students
	C - Catholic students only
	N - Non Catholic students only
	R - Returning students (attended the school/parish program for 2 years or more)

\* Note: Within each domain, items are ordered from strongest to poorest performance for your Catholic students. The correct answer is marked by an asterisk.  
 \*\* When there are fewer than 6 students in a category, no summary is reported for that group.

# NCEA IFG: ACRE

## PART I FAITH KNOWLEDGE ITEMS BY DOMAINS

School/Parish Name: St. Teresa School

City: Lincoln

Diocese Name: Lincoln

Date of Assessment: 05/19/2017

Grade: 5 (5th)

Total Students: 25 Non Catholic Students: 2

Catholic Students: 23 Returning Students: 23

### DOMAIN 3 MORAL FORMATION

Item #	Item Description	Selected Response					Percent of Correct Responses		
		A	B	C	D	Omit	A	C	R
35	Our responsibility to care for the world	A - 0%	100%*	0%	0%	0%			
		C - 0%	100%	0%	0%	0%	C - 100%		
		R - 0%	100%	0%	0%	0%	R - 100%		
3	Appropriate activity for Sunday and Holy Days	A - 0%	96%*	0%	0%	0%			
		C - 0%	96%	0%	0%	0%	C - 96%		
		R - 0%	96%	0%	0%	0%	R - 96%		
12	Characteristics of the Ten Commandments	A - 8%	0%	0%	92%*	0%			
		C - 4%	0%	0%	96%	0%	C - 96%		
		R - 4%	0%	0%	96%	0%	R - 96%		
18	How best to choose right actions	A - 0%	4%	96%*	0%	0%			
		C - 0%	4%	96%	0%	0%	C - 96%		
		R - 0%	4%	96%	0%	0%	R - 96%		
23	Why human beings have dignity	A - 92%*	0%	0%	8%	0%			
		C - 91%	0%	0%	9%	0%	C - 91%		
		R - 91%	0%	0%	9%	0%	R - 91%		
25	The two Great Commandments	A - 8%	84%*	8%	0%	0%			
		C - 4%	87%	9%	0%	0%	C - 87%		
		R - 4%	87%	9%	0%	0%	R - 87%		
42	Definition of personal sin	A - 4%	60%*	4%	32%	0%			
		C - 4%	65%	4%	26%	0%	C - 65%		
		R - 4%	65%	4%	26%	0%	R - 65%		

	A - All students
	C - Catholic students only
	N - Non Catholic students only
	R - Returning students (attended the school/parish program for 2 years or more)

\* Note: Within each domain, items are ordered from strongest to poorest performance for your Catholic students. The correct answer is marked by an asterisk.

\*\* When there are fewer than 6 students in a category, no summary is reported for that group.

# NCEA IFG: ACRE

## PART I FAITH KNOWLEDGE ITEMS BY DOMAINS

School/Parish Name: St. Teresa School

City: Lincoln

Diocese Name: Lincoln

Date of Assessment: 05/19/2017





Grade: 5 (5th)

Total Students: 25 Non Catholic Students: 2

Catholic Students: 23 Returning Students: 23

### DOMAIN 4 PRAYER

Item #	Item Description	Selected Response					Percent of Correct Responses		
		A	B	C	D	Omit	A	C	R
6	Prayer Jesus taught his followers	A - 100%*	0%	0%	0%	0%	100%	100%	100%
2	Reflection on Jesus Christ's suffering and death	A - 0%	0%	0%	96%*	0%	96%	96%	96%
39	What God offers to those who pray	A - 4%	0%	88%*	8%	0%	88%	96%	96%
14	Forgiveness in the Our Father	A - 4%	0%	88%*	8%	0%	88%	91%	91%
47	Prayer at Sunday Mass that affirms Catholic beliefs	A - 0%	0%	12%	88%*	0%	88%	91%	91%
8	Form of shared family prayer	A - 4%	12%	84%*	0%	0%	84%	83%	83%
26	Type of prayer offered for the needs of others	A - 20%	0%	68%*	8%	0%	68%	74%	74%
46	Where children first learn to pray	A - 16%	12%	72%*	0%	0%	72%	74%	74%

	A - All students
	C - Catholic students only
	N - Non Catholic students only
	R - Returning students (attended the school/parish program for 2 years or more)

\* Note: Within each domain, items are ordered from strongest to poorest performance for your Catholic students. The correct answer is marked by an asterisk.




\*\* When there are fewer than 6 students in a category, no summary is reported for that group.





# NCEA IFG: ACRE

## PART I FAITH KNOWLEDGE ITEMS BY DOMAINS (Continued)

School/Parish Name: St. Teresa School  
 City: Lincoln  
 Diocese Name: Lincoln  
 Date of Assessment: 05/19/2017  
 Grade: 5 (5th)  
 Total Students: 25 Non Catholic Students: 2  
 Catholic Students: 23 Returning Students: 23

### DOMAIN 4 PRAYER

Item #	Item Description	Selected Response					Percent of Correct Responses			
		A	B	C	D	Omit				
37	Identify the patroness of the Americas	A - 16%	52%*	8%	24%	0%				A - 52%
		C - 17%	48%	9%	26%	0%				C - 48%
		R - 17%	48%	9%	26%	0%				R - 48%

	A - All students
	C - Catholic students only
	N - Non Catholic students only
	R - Returning students (attended the school/parish program for 2 years or more)

\* Note: Within each domain, items are ordered from strongest to poorest performance for your Catholic students. The correct answer is marked by an asterisk.  
 \*\* When there are fewer than 6 students in a category, no summary is reported for that group.

# NCEA IFG: ACRE

## PART I FAITH KNOWLEDGE ITEMS BY DOMAINS

School/Parish Name: St. Teresa School  
 City: Lincoln  
 Diocese Name: Lincoln  
 Date of Assessment: 05/19/2017  
 Grade: 5 (5th)  
 Total Students: 25 Non Catholic Students: 2  
 Catholic Students: 23 Returning Students: 23

### DOMAIN 5 COMMUNAL LIFE

Item #	Item Description	Selected Response					Percent of Correct Responses		
		A	B	C	D	Omit	A - All students	C - Catholic students only	N - Non Catholic students only
24	World leader of the Catholic Church	A - 4%	0%	0%	96%*	0%		A - 96%	
		C - 0%	0%	0%	100%	0%		C - 100%	
		R - 0%	0%	0%	100%	0%		R - 100%	
32	Call of baptized to share faith	A - 0%	12%	84%*	4%	0%		A - 84%	
		C - 0%	4%	91%	4%	0%		C - 91%	
		R - 0%	4%	91%	4%	0%		R - 91%	
29	Definition of diocese	A - 12%	84%*	4%	0%	0%		A - 84%	
		C - 9%	87%	4%	0%	0%		C - 87%	
		R - 9%	87%	4%	0%	0%		R - 87%	
4	The perfect model of Christian faith	A - 8%	4%	8%	80%*	0%		A - 80%	
		C - 9%	4%	9%	78%	0%		C - 78%	
		R - 9%	4%	9%	78%	0%		R - 78%	
11	Union between the Church and Jesus Christ	A - 4%	8%	12%	76%*	0%		A - 76%	
		C - 4%	9%	9%	78%	0%		C - 78%	
		R - 4%	9%	9%	78%	0%		R - 78%	
27	Meaning of hope	A - 24%*	56%	12%	8%	0%		A - 24%	
		C - 22%	61%	13%	4%	0%		C - 22%	
		R - 22%	61%	13%	4%	0%		R - 22%	

	A - All students
	C - Catholic students only
	N - Non Catholic students only
	R - Returning students (attended the school/parish program for 2 years or more)

\* Note: Within each domain, items are ordered from strongest to poorest performance for your Catholic students. The correct answer is marked by an asterisk.

\*\* When there are fewer than 6 students in a category, no summary is reported for that group.

# NCEA IFG: ACRE

## PART I FAITH KNOWLEDGE ITEMS BY DOMAINS

School/Parish Name: St. Teresa School

City: Lincoln

Diocese Name: Lincoln

Date of Assessment: 05/19/2017

Grade: 5 (5th)

Total Students: 25 Non Catholic Students: 2

Catholic Students: 23 Returning Students: 23

### DOMAIN 6 MISSIONARY SPIRIT

Item #	Item Description	Selected Response					Percent of Correct Responses		
		A	B	C	D	Omit	A	C	R
49	A special calling in life	A - 0%	92%*	8%	0%	0%		A - 92%	
		C - 0%	96%	4%	0%	0%		C - 96%	
		R - 0%	96%	4%	0%	0%		R - 96%	
16	Catholics responsibility to society	A - 92%*	8%	0%	0%	0%		A - 92%	
		C - 91%	9%	0%	0%	0%		C - 91%	
		R - 91%	9%	0%	0%	0%		R - 91%	
51	Sharing the good news of the Gospel	A - 0%	88%*	8%	4%	0%		A - 88%	
		C - 0%	91%	9%	0%	0%		C - 91%	
		R - 0%	91%	9%	0%	0%		R - 91%	
43	Jesus' command to evangelize	A - 80%*	20%	0%	0%	0%		A - 80%	
		C - 87%	13%	0%	0%	0%		C - 87%	
		R - 87%	13%	0%	0%	0%		R - 87%	

	A - All students
	C - Catholic students only
	N - Non Catholic students only
	R - Returning students (attended the school/parish program for 2 years or more)

\* Note: Within each domain, items are ordered from strongest to poorest performance for your Catholic students. The correct answer is marked by an asterisk.

\*\* When there are fewer than 6 students in a category, no summary is reported for that group.

# NCEA IFG: ACRE

## PART I SCORE SUMMARY BY THE FOUR PILLARS OF THE CATECHISM OF THE CATHOLIC CHURCH

School/Parish Name: St. Teresa School  
Diocese Name: Lincoln

Grade: 5 (5th)  
Date of Assessment: 05/19/2017

ALL STUDENTS: 25

CATHOLIC: 23

PILLAR	AVERAGES
<b>Part I: Profession of Faith (Creed)</b>	Group Average: 16.9/20 = 84.6% Nat'l Average*: 14.1/20 = 70% Parish Nat'l Avg*: 11.9/20 = 59% School Nat'l Avg*: 14.5/20 = 73%
<b>Part II: The Celebration of the Christian Mystery (Liturgy and Sacraments)</b>	Group Average: 7.7/9 = 85.8% Nat'l Average*: 6.2/9 = 68% Parish Nat'l Avg*: 4.8/9 = 54% School Nat'l Avg*: 6.4/9 = 71%
<b>Part III: Life in Christ (Morality)</b>	Group Average: 10.7/13 = 82.5% Nat'l Average*: 9.3/13 = 72% Parish Nat'l Avg*: 8.2/13 = 63% School Nat'l Avg*: 9.5/13 = 73%
<b>Part IV: Christian Prayer (Prayer)</b>	Group Average: 7.4/9 = 81.8% Nat'l Average*: 5.9/9 = 65% Parish Nat'l Avg*: 4.8/9 = 53% School Nat'l Avg*: 6.1/9 = 67%

PILLAR	AVERAGES
<b>Part I: Profession of Faith (Creed)</b>	Group Average: 17.4/20 = 87.2% Nat'l Average*: 14.2/20 = 71% Parish Nat'l Avg*: 11.9/20 = 60% School Nat'l Avg*: 14.7/20 = 73%
<b>Part II: The Celebration of the Christian Mystery (Liturgy and Sacraments)</b>	Group Average: 7.9/9 = 87.9% Nat'l Average*: 6.3/9 = 70% Parish Nat'l Avg*: 4.9/9 = 54% School Nat'l Avg*: 6.6/9 = 73%
<b>Part III: Life in Christ (Morality)</b>	Group Average: 11.0/13 = 84.3% Nat'l Average*: 9.4/13 = 72% Parish Nat'l Avg*: 8.2/13 = 63% School Nat'l Avg*: 9.6/13 = 74%
<b>Part IV: Christian Prayer (Prayer)</b>	Group Average: 7.5/9 = 83.6% Nat'l Average*: 5.9/9 = 66% Parish Nat'l Avg*: 4.8/9 = 53% School Nat'l Avg*: 6.2/9 = 69%

NON-CATHOLIC: 2

RETURNING: 23

Because fewer than six (6) students were in this category, no results are being shown.

PILLAR	AVERAGES
<b>Part I: Profession of Faith (Creed)</b>	Group Average: 17.4/20 = 87.2% Nat'l Average*: 14.2/20 = 71% Parish Nat'l Avg*: 12.0/20 = 60% School Nat'l Avg*: 14.7/20 = 73%
<b>Part II: The Celebration of the Christian Mystery (Liturgy and Sacraments)</b>	Group Average: 7.9/9 = 87.9% Nat'l Average*: 6.3/9 = 70% Parish Nat'l Avg*: 4.9/9 = 54% School Nat'l Avg*: 6.5/9 = 73%
<b>Part III: Life in Christ (Morality)</b>	Group Average: 11.0/13 = 84.3% Nat'l Average*: 9.4/13 = 72% Parish Nat'l Avg*: 8.2/13 = 63% School Nat'l Avg*: 9.6/13 = 74%
<b>Part IV: Christian Prayer (Prayer)</b>	Group Average: 7.5/9 = 83.6% Nat'l Average*: 5.9/9 = 66% Parish Nat'l Avg*: 4.8/9 = 54% School Nat'l Avg*: 6.1/9 = 68%

\* The national statistics are the performance for year 2014-2015.



# NCEA IFG: ACRE

## PART I FAITH KNOWLEDGE SCORE FREQUENCY DISTRIBUTIONS

School/Parish Name: St. Teresa School  
 City: Lincoln  
 Diocese Name: Lincoln  
 Date of Assessment: 05/19/2017  
 Grade: 5 (5th)  
 Total Students: 25 Non Catholic Students: 2  
 Catholic Students: 23 Returning Students: 23

### All Students: 25

Advanced			Proficient			Needs Improvement		
Score	Number	Freq %	Score	Number	Freq %	Score	Number	Freq %
51	0	0.0	43	4	16.0	31	0	0.0
50	1	4.0	42	0	0.0	30	2	8.0
49	6	24.0	41	0	0.0	29	0	0.0
48	0	0.0	40	2	8.0	28	1	4.0
47	2	8.0	39	0	0.0	27	0	0.0
46	0	0.0	38	2	8.0	26	0	0.0
45	2	8.0	37	0	0.0	25	0	0.0
44	2	8.0	36	1	4.0	24	0	0.0
			35	0	0.0	23	0	0.0
			34	0	0.0	22	0	0.0
			33	0	0.0	21	0	0.0
			32	0	0.0	20	0	0.0
						<20	0	0.0
Local % Adv.	52.0		Local % Prof.	36.0		Local % NI.	12.0	
Nat'l % Adv.	11.3%		Nat'l % Prof.	49.3%		Nat'l % NI.	39.4%	

### Catholic Students: 23

Advanced			Proficient			Needs Improvement		
Score	Number	Freq %	Score	Number	Freq %	Score	Number	Freq %
51	0	0.0	43	4	17.4	31	0	0.0
50	1	4.3	42	0	0.0	30	0	8.0
49	6	26.1	41	0	0.0	29	0	0.0
48	0	0.0	40	2	8.7	28	1	4.0
47	2	8.7	39	0	0.0	27	0	0.0
46	0	0.0	38	2	8.7	26	0	0.0
45	2	8.7	37	0	0.0	25	0	0.0
44	2	8.7	36	1	4.3	24	0	0.0
			35	0	0.0	23	0	0.0
			34	0	0.0	22	0	0.0
			33	0	0.0	21	0	0.0
			32	0	0.0	20	0	0.0
						<20	0	0.0
Local % Adv.	56.5		Local % Prof.	39.1		Local % NI.	4.3	
Nat'l % Adv.	11.8%		Nat'l % Prof.	50.5%		Nat'l % NI.	37.7%	

### Non-Catholic Students: 2

Because fewer than six (6) students were in this category, no results are being shown.

### Returning Students: 23

Advanced			Proficient			Needs Improvement		
Score	Number	Freq %	Score	Number	Freq %	Score	Number	Freq %
51	0	0.0	43	4	17.4	31	0	0.0
50	1	4.3	42	0	0.0	30	0	8.0
49	6	26.1	41	0	0.0	29	0	0.0
48	0	0.0	40	2	8.7	28	1	4.0
47	2	8.7	39	0	0.0	27	0	0.0
46	0	0.0	38	2	8.7	26	0	0.0
45	2	8.7	37	0	0.0	25	0	0.0
44	2	8.7	36	1	4.3	24	0	0.0
			35	0	0.0	23	0	0.0
			34	0	0.0	22	0	0.0
			33	0	0.0	21	0	0.0
			32	0	0.0	20	0	0.0
						<20	0	0.0
Local % Adv.	56.5		Local % Prof.	39.1		Local % NI.	4.3	
Nat'l % Adv.	11.9%		Nat'l % Prof.	51.0%		Nat'l % NI.	37.1%	

Score = scores possible  
 Number = number of students attaining a score  
 Freq % = percentage of students attaining that score

# Part II: Affective Statement Summaries

The report summaries are prepared at the  
Educational Testing Service (ETS)  
in cooperation with the National Catholic Educational Association (NCEA).  
Questions regarding interpretation should be directed to  
NCEA at 571-257-0010.

# NCEA IFG: ACRE

## AFFECTIVE STATEMENTS BY STUDENT INFORMATION CATEGORY

School/Parish Name: St. Teresa School

City: Lincoln

Diocese Name: Lincoln

Date of Assessment: 05/19/2017

Grade: 5 (5th)

Total Students: 25 Non Catholic Students: 2

Catholic Students: 23 Returning Students: 23

### REPORTING CATEGORY: RELATIONSHIP WITH JESUS

#*	Statement	A	B	C	D	Omit	Percent of Preferred Responses**	
4	I look upon Jesus as my friend.	A - 56%*	36%*	4%	0%	0%		A - 92%
		C - 57%	35%	4%	0%	0%		C - 91%
		R - 57%	35%	4%	0%	0%		R - 91%
7	I think of God as a loving father.	A - 56%*	36%*	4%	0%	0%		A - 92%
		C - 57%	35%	4%	0%	0%		C - 91%
		R - 57%	35%	4%	0%	0%		R - 91%
21	I pray.	A - 80%*	16%*	4%	0%	0%		A - 96%
		C - 87%	13%	0%	0%	0%		C - 100%
		R - 87%	13%	0%	0%	0%		R - 100%

	A - All students
	C - Catholic students only
	N - Non Catholic students only
	R - Returning students (attended the school/parish program for 2 years or more)

\* Note: For each Reporting Category, statements are numbered and ordered as they occur in the booklet. Preferred responses are marked by an asterisk.

\*\* When there are fewer than 6 students in a category, no summary is reported for that group.

# NCEA IFG: ACRE

## AFFECTIVE STATEMENTS BY STUDENT INFORMATION CATEGORY

School/Parish Name: St. Teresa School  
 City: Lincoln  
 Diocese Name: Lincoln  
 Date of Assessment: 05/19/2017  
 Grade: 5 (5th)  
 Total Students: 25 Non Catholic Students: 2  
 Catholic Students: 23 Returning Students: 23

### REPORTING CATEGORY: IMAGES OF GOD

#*	Statement	A	B	C	D	Omit	Percent of Preferred Responses**
3	God speaks to me through the Bible.	A - 32%*	64%*	0%	0%	0%	
		C - 30%	65%	0%	0%	0%	C - 96%
		R - 30%	65%	0%	0%	0%	R - 96%
5	When I pray, God really does listen to me.	A - 60%*	20%*	0%	8%	0%	
		C - 65%	17%	0%	4%	0%	C - 83%
		R - 65%	17%	0%	4%	0%	R - 83%
6	Even when I sin, God still loves me.	A - 72%*	20%*	0%	0%	0%	
		C - 74%	17%	0%	0%	0%	C - 91%
		R - 74%	17%	0%	0%	0%	R - 91%

	A - All students
	C - Catholic students only
	N - Non Catholic students only
	R - Returning students (attended the school/parish program for 2 years or more)

\* Note: For each Reporting Category, statements are numbered and ordered as they occur in the booklet. Preferred responses are marked by an asterisk.  
 \*\* When there are fewer than 6 students in a category, no summary is reported for that group.

# NCEA IFG: ACRE

## AFFECTIVE STATEMENTS BY STUDENT INFORMATION CATEGORY

School/Parish Name: St. Teresa School  
 City: Lincoln  
 Diocese Name: Lincoln  
 Date of Assessment: 05/19/2017  
 Grade: 5 (5th)  
 Total Students: 25 Non Catholic Students: 2  
 Catholic Students: 23 Returning Students: 23

### REPORTING CATEGORY: CATHOLIC IDENTITY

#*	Statement	A	B	C	D	Omit	Percent of Preferred Responses**
1	I believe that Jesus is the Son of God.	A - 84%*	12%*	4%	0%	0%	
		C - 91%	4%	4%	0%	0%	C - 96%
		R - 91%	4%	4%	0%	0%	R - 96%
2	I believe that Jesus rose from the dead to bring salvation to me and the whole world.	A - 64%*	32%*	0%	0%	0%	
		C - 70%	26%	0%	0%	0%	C - 96%
		R - 70%	26%	0%	0%	0%	R - 96%
8	Being a Catholic is important to me.	A - 72%*	20%*	0%	4%	0%	
		C - 74%	22%	0%	0%	0%	C - 96%
		R - 74%	22%	0%	0%	0%	R - 96%
9	I have thought about becoming a sister, brother, or priest.	A - 20%*	32%*	32%	12%	0%	
		C - 22%	35%	30%	9%	0%	C - 57%
		R - 22%	35%	30%	9%	0%	R - 57%
20	I read the Bible.	A - 20%*	56%*	24%	0%	0%	
		C - 22%	61%	17%	0%	0%	C - 83%
		R - 22%	61%	17%	0%	0%	R - 83%
22	I participate in the Sacrament of Penance and Reconciliation (going to confession).	A - 56%*	28%*	8%	8%	0%	
		C - 61%	30%	9%	0%	0%	C - 91%
		R - 61%	30%	9%	0%	0%	R - 91%
28	Which statement best describes how regularly you attend Saturday evening/Sunday Mass?	A - 80%*	16%*	4%	0%	0%	
		C - 87%	13%	0%	0%	0%	C - 100%
		R - 87%	13%	0%	0%	0%	R - 100%

	A - All students
	C - Catholic students only
	N - Non Catholic students only
	R - Returning students (attended the school/parish program for 2 years or more)

\* Note: For each Reporting Category, statements are numbered and ordered as they occur in the booklet. Preferred responses are marked by an asterisk.  
 \*\* When there are fewer than 6 students in a category, no summary is reported for that group.

# NCEA IFG: ACRE

## AFFECTIVE STATEMENTS BY STUDENT INFORMATION CATEGORY

School/Parish Name: St. Teresa School  
 City: Lincoln  
 Diocese Name: Lincoln  
 Date of Assessment: 05/19/2017  
 Grade: 5 (5th)  
 Total Students: 25 Non Catholic Students: 2  
 Catholic Students: 23 Returning Students: 23

### REPORTING CATEGORY: MORALITY

#*	Statement	A	B	C	D	Omit	Percent of Preferred Responses**
11	It is all right to copy someone else's homework and say it is mine.	A - 0%	0%	16%*	84%*	0%	
		C - 0%	0%	17%	83%	0%	C - 100%
		R - 0%	0%	17%	83%	0%	R - 100%
12	It is all right to try drugs for fun.	A - 4%	4%	12%*	76%*	0%	
		C - 4%	4%	13%	74%	0%	C - 87%
		R - 4%	4%	13%	74%	0%	R - 87%

	A - All students
	C - Catholic students only
	N - Non Catholic students only
	R - Returning students (attended the school/parish program for 2 years or more)

\* Note: For each Reporting Category, statements are numbered and ordered as they occur in the booklet. Preferred responses are marked by an asterisk.









\*\* When there are fewer than 6 students in a category, no summary is reported for that group.

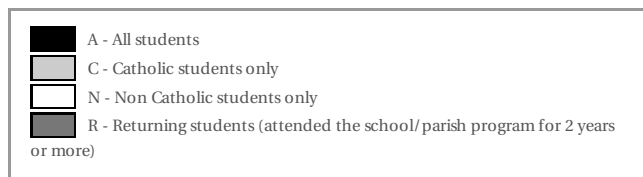
# NCEA IFG: ACRE

## AFFECTIVE STATEMENTS BY STUDENT INFORMATION CATEGORY

School/Parish Name: St. Teresa School  
 City: Lincoln  
 Diocese Name: Lincoln  
 Date of Assessment: 05/19/2017  
 Grade: 5 (5th)  
 Total Students: 25 Non Catholic Students: 2  
 Catholic Students: 23 Returning Students: 23

### REPORTING CATEGORY: RELATIONSHIPS WITH OTHERS

#*	Statement	A	B	C	D	Omit	Percent of Preferred Responses**
10	I take time to think about whether my actions are right or wrong.	A - 8%* C - 9% R - 9%	64%* 65% 65%	28% 26% 26%	0% 0% 0%	0% 0% 0%	 A - 72% C - 74% R - 74%
13	I can talk to one or both of my parents/guardians about almost anything.	A - 20%* C - 22% R - 22%	48%* 48% 48%	24% 26% 26%	4% 0% 0%	0% 0% 0%	 A - 68% C - 70% R - 70%
17	I care about the people here.	A - 48%* C - 48% R - 48%	48%* 52% 52%	4% 0% 0%	0% 0% 0%	0% 0% 0%	 A - 96% C - 100% R - 100%
23	My friends and I talk about whether actions are right or wrong.	A - 12%* C - 13% R - 13%	20%* 22% 22%	40% 39% 39%	28% 26% 26%	0% 0% 0%	 A - 32% C - 35% R - 35%
24	My friends and I talk about God.	A - 12%* C - 13% R - 13%	44%* 43% 43%	40% 43% 43%	4% 0% 0%	0% 0% 0%	 A - 56% C - 57% R - 57%
25	In the past year, I have performed acts of service (for example, helping with a food drive).	A - 32%* C - 30% R - 30%	44%* 43% 43%	12% 13% 13%	12% 13% 13%	0% 0% 0%	 A - 76% C - 74% R - 74%
26	My family gathers together for meals.	A - 60%* C - 61% R - 61%	28%* 30% 30%	8% 9% 9%	4% 0% 0%	0% 0% 0%	 A - 88% C - 91% R - 91%
27	My family prays together at home.	A - 44%* C - 43% R - 43%	28%* 30% 30%	20% 22% 22%	8% 4% 4%	0% 0% 0%	 A - 72% C - 74% R - 74%



\* Note: For each Reporting Category, statements are numbered and ordered as they occur in the booklet. Preferred responses are marked by an asterisk.

\*\* When there are fewer than 6 students in a category, no summary is reported for that group.

# NCEA IFG: ACRE

## AFFECTIVE STATEMENTS BY STUDENT INFORMATION CATEGORY

School/Parish Name: St. Teresa School  
 City: Lincoln  
 Diocese Name: Lincoln  
 Date of Assessment: 05/19/2017  
 Grade: 5 (5th)  
 Total Students: 25 Non Catholic Students: 2  
 Catholic Students: 23 Returning Students: 23

### REPORTING CATEGORY: PERCEPTIONS ABOUT YOUR SCHOOL/PARISH PROGRAM

#*	Statement	A	B	C	D	Omit	Percent of Preferred Responses**
14	I like my parish (church).	A - 56%*	36%*	4%	0%	0%	
		C - 57%	39%	0%	0%	0%	C - 96%
		R - 57%	39%	0%	0%	0%	R - 96%
15	Students here really care about one another.	A - 20%*	48%*	28%	0%	0%	
		C - 17%	52%	26%	0%	0%	C - 70%
		R - 17%	52%	26%	0%	0%	R - 70%
16	People in my parish (church) care about helping others.	A - 40%*	60%*	0%	0%	0%	
		C - 39%	61%	0%	0%	0%	C - 100%
		R - 39%	61%	0%	0%	0%	R - 100%
18	The pastor really cares about me.	A - 60%*	32%*	8%	0%	0%	
		C - 65%	30%	4%	0%	0%	C - 96%
		R - 65%	30%	4%	0%	0%	R - 96%
19	My school/parish religion program helps me grow in my Catholic faith.	A - 52%*	44%*	0%	0%	4%	
		C - 57%	39%	0%	0%	4%	C - 96%
		R - 57%	39%	0%	0%	4%	R - 96%

	A - All students
	C - Catholic students only
	N - Non Catholic students only
	R - Returning students (attended the school/parish program for 2 years or more)

\* Note: For each Reporting Category, statements are numbered and ordered as they occur in the booklet. Preferred responses are marked by an asterisk.  
 \*\* When there are fewer than 6 students in a category, no summary is reported for that group.











# NCEA IFG: ACRE

## AFFECTIVE STATEMENTS BY STUDENT INFORMATION CATEGORY

School/Parish Name: St. Teresa School  
 City: Lincoln  
 Diocese Name: Lincoln  
 Date of Assessment: 05/19/2017  
 Grade: Grade 5  
 Total Students: 25 Non Catholic Students: 2  
 Catholic Students: 23 Returning Students: 23

### REPORTING CATEGORY: STUDENTS' CONCERNS

#*	Statement	Not a problem	Minor Problem	Big Problem	Omit	Percent Indicating a Problem**
32	Fighting	28%	56%	16%	0%	 72%
29	Teasing, bullying, name-calling	32%	60%	8%	0%	 68%
31	Cheating, lack of honesty	32%	56%	12%	0%	 68%
30	Cursing, blasphemy, swearing	68%	28%	4%	0%	 32%
36	Racism	76%	20%	4%	0%	 24%
33	Personal safety	88%	12%	0%	0%	 12%
34	Drugs	88%	8%	4%	0%	 12%
35	Alcohol	88%	8%	4%	0%	 12%

\* The statements are numbered as they occur in the booklet, but are listed from greatest to least problem areas.

\*\* For the Students' Concerns Category, responses are tallied and reported for all students only (no disaggregation). Percents shown are the combined (Minor + Big) values.